COVÉA OBLIGATIONS CONVERTIBLES

FR0011070762 Share IC

February 2024

Key figures as of 29/02/2024

Asset Under Management
270,64 m€

Net asset value / Share
25 467,76 €

Benchmark index
Bloomberg EMEA Convertibles Europe Total Return Unhedged EUR (net dividends reinvested)

Investment strategy

To establish the investment strategy, the manager draws on the conclusions of the committees set up by the management company.The portfolio is constructed according to the fundamental financial characteristics of the companies, the technical characteristics, and the relative valuation. Shorter term investments will be made in order to profit from the faster movements of the markets with regard to interest rates, the level of remuneration of company debt securities, the stock markets, or the option volatility.

RISK INDICATOR SCALE (SRI)

Lower risk — Higher risk

1 2 **3** 4 5 6 7

MORNINGSTAR RATING

Overall Morningstar stars ★★★★★

Morningstar category Convertible Bond - Europe

CHARACTERISTICS

Date of Accreditation	18/09/2001
Date of first NAV	24/06/2011
Accreditation	FCP20010690
Recommended investment period	Minimum 5 years
Legal form	FCP
Distribution Type	Accumulating
Depositary	CACEIS BANK
Valuation Frequency	Daily
Currency	EUR

Deadline for receiving orders

Subscription and purchase orders are centralised with CACEIS Bank France every business day before 1pm. They are executed daily on the basis of the settlement value calculated on the next day (D+1) from the closing prices of the day of subscription/purchase (D) and dated D.

CHARGES

Actual management fees	0,40%
Ongoing charges	0,40%
Maximum entry fees	0,00%
Maximum exit fees	None

CONTACTS

Covéa Finance SASU
Portfolio management company, accredited by AMF under number 97-007
8-12,rue Boissy d'Anglas
75008 PARIS

Commercialisation@covea-finance.fr

PERFORMANCE AND RISK INDICATORS AT 29/02/2024

AGGREGATED PERFORMANCE (%)

	1 month*	Year to date	1 year*	3 years*	5 years*
Fund	0,95	1,24	4,22	3,58	11,55
Benchmark Index	1,27	1,55	5,11	-2,40	8,88

ANNUALISED PERFORMANCE (%)

	1 year*	3 years*	5 years*
Fund	4,22	1,18	2,21
Benchmark Index	5,11	-0,80	1,72

** Performance calculée sur une période glissante*

Covéa Finance Source / Past performance is not a reliable indicator of future performance.

ANNUAL PERFORMANCE (%)

	2019	2020	2021	2022	2023
Fund	10,73	1,48	5,36	-8,90	5,77
Benchmark Index	11,44	5,01	2,02	-13,68	8,09

NAV AND BENCHMARK INDEX EVOLUTION (BASIS 100)

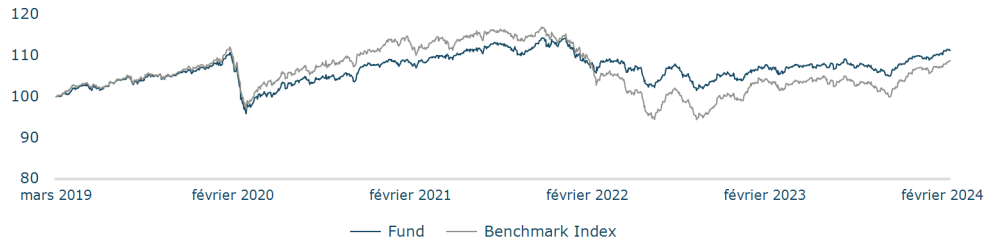

RISK INDICATORS

	1 year	3 years	5 years
Fund volatility (%)	4,07	5,17	6,11
Benchmark Index volatility (%)	4,98	6,63	6,99
Tracking error (%)	2,25	2,91	2,60
Fund Sharpe ratio	0,05	-0,01	0,28
Benchmark Index Sharpe ratio	0,24	-0,32	0,18
Beta	0,73	0,71	0,81
Historically highest loss (%)	3,76	11,17	13,42

BREAKDOWNS EXCLUDING FUNDS,DERIVATIVES AND CASH AS OF 29/02/2024 (%)

BY SECTOR

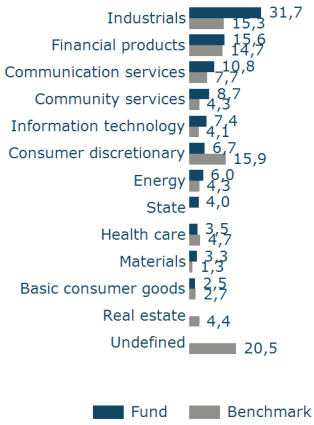

BY COUNTRY

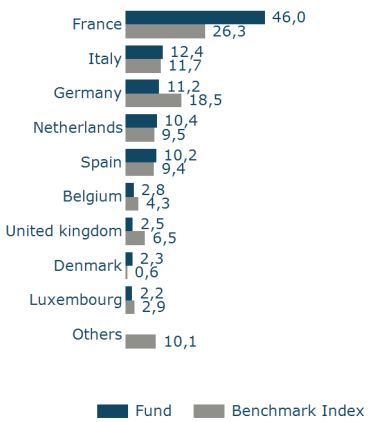

COVÉA OBLIGATIONS CONVERTIBLES

FR0011070762 Share IC

February 2024

PORTFOLIO MANAGER COMMENT

On both sides of the Atlantic, central bankers continue to plead for patience: key interest rates are likely to fall soon, but not immediately. U.S. economic growth remains buoyant, while European activity continues to be penalized by German industry. In China, the continued poor health of the property sector has led the central bank to ease credit conditions for housing loans, pending decisions at the National People's Congress. Geopolitical tensions go on weighing heavily on the international environment.
In Europe, the deterioration seems to have stopped but the survey indicators do not show tangible signs of growth recovery, particularly in Germany where difficulties of industry weigh heavily on the economic situation of the entire Euro Zone. Sovereign rates tightened in this context (+25 bp for the 10-year Bund) but convertible bonds benefited from the tightening of credit risk premia (-23 bp for the iTraxx Xover index) and the rise in equities, supported by generally well-oriented annual results. The Stoxx 600 index increased by 1.84%, driven by auto & parts (+12.8%), capital goods (+6.5%) and consumer goods and services (+6.3%) while utilities (-5.6%) and basic resources (-6.6%) underperformed.Over the period, we strengthened our line on the Amadeus 2025 convertible bond and sold part of the shares resulting from the conversion of the America Movil / KPN exchangeable bond which matured. The primary market remained closed after an encouraging month of January. The fund maintains a cautious positioning on credit.

REVIEW OF FUND AT 29/02/2024

TOP TEN KEY POSITIONS (excluding Monetary UICs, in % of net assets)

Entity	Weight	Instrument type
Safran Sa 0% 01/04/2028 Cv	4,1	Bonds
Elis Sa 2.25% 22/09/2029 Cv	3,6	Bonds
Schneid Elec 0% 15/06/2026 Cv	3,6	Bonds
Nexi Spa 1.75% 24/04/2027 Cv	3,5	Bonds
Cellnex T 2.125% 11/08/2030 Cv	3,2	Bonds
Worldline Sa 0% 30/07/2026 Cv	3,1	Bonds
Deuts Post 0.05% 30/06/2025 Cv	3,0	Bonds
Soitec 0% 01/10/2025 Cv	2,7	Bonds
Iberdro Fin 0.8% 07/12/2027 Cv	2,7	Bonds
Edenred 0% 06/09/2024 Cv	2,7	Bonds
Total	32,2	

FUND INDICATORS

Yield to worst (%)	0,27
Modified Duration	2,24
Average minimum rating (excluding funds, equities, derivatives and cash)	BBB-
Equity delta (%)	33,8
Net equity exposure (%)	5,9
Funds, derivatives and cash net exposure (%)	7,6

EXPOSURE THROUGH DERIVATIVES (%)

Entity	Weight
Forex Forward	-3,41

BREAKDOWN BY MINIMUM RATING EXCLUDING FUNDS, DERIVATIVES AND CASH ASSETS AT 29/02/2024 (in %)

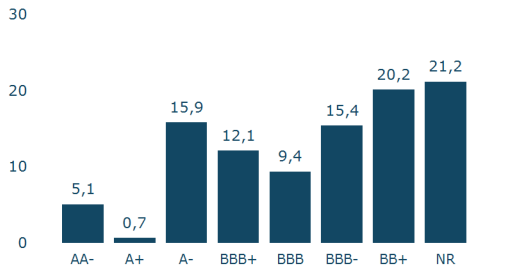

NET EXPOSURE BY MATURITY CLASS AT 29/02/2024 (in % of assets)

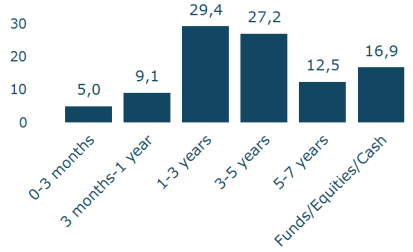

NET EXPOSURE BY CURRENCY (in % of assets) AT 29/02/2024

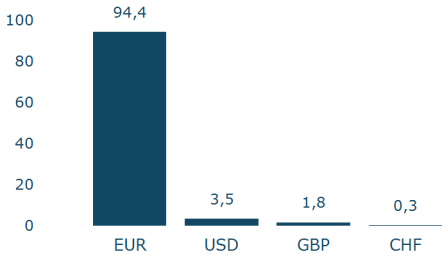

ASSET CLASS NET EXPOSURE AT 29/02/2024 (in % of assets)

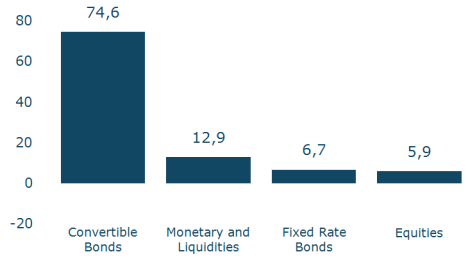

CAUTIONS

This document is issued for information only. It is neither a contractual or promotional document, an invitation to purchase or sell units or shares of Undertakings for Collective Investment (UCIs) nor an investment guide. The Management Company may change the contents of this document with no prior notice.
The Management Company shall not be liable for any decision made on the basis of the information in this document. The key characteristics of the UCI are outlined in the Key Investor Information Document (KIID) and the prospectus available from the Management Company on request or on the Covéa Finance website: www.covea-finance.fr.
Each UCI is not systematically incorporated in each investor's country of jurisdiction. Prior to any subscription, the person interested in a UCI must ascertain that the subscription is compatible with their national laws, that such an investment will not have any negative tax implications and acquaint themselves fully with the statutory documentation for each UCI.
Investment implies risks. The Synthetic Risk Indicator (SRI) ranks your Fund on a risk scale of 1 to 7. It is determined based on the UCI's annualised volatility.
The lowest category does not mean a "risk-free" investment.
Past performance is not a reliable indicator of future performance.
This document shall neither be used, reproduced or sent to a third party without the prior consent of Covéa Finance.
Recipients of this document are aware and agree that some of the data are drawn from external sources and may entail rights in respect of third parties. Unless otherwise indicated, the data contained in this document are provided by Covéa Finance. Consequently, such data shall in no manner whatsoever be Utilised by the recipient of the document without prior acquisition of the necessary rights directly from the third parties holding said rights. The recipient is equally aware and agrees that Covéa Finance shall in no manner whatsoever be liable for any Utilisation of such external data. As such, the recipient shall be solely responsible for any consequences with respect to the third parties holding the data rights.
Utilisation shall be construed as, but not limited to, the handling of data, the distribution and/or redistribution, incorporation into an information system or into documents of any kind whatsoever.
[1]Beyond Ratings data. Covéa Finance has opted to only publish the carbon intensity of UCIs with a representative scope eligible for carbon intensity computation, i.e. higher than 60% of UCI assets.

CAUTIONS

*© 2020 Morningstar. All rights reserved. The information, data, analyses and opinions (the "Information") contained herein: (1) include information belonging to Morningstar; (2) shall not be reproduced or redistributed; (3) are not considered as investment advice; (4) are provided for information only; (5) are not guaranteed to be exhaustive, accurate or up-to-date; and (6) may be drawn from the Fund's data published on various dates. Morningstar may not be held liable for speculation decisions, damages or losses incurred due to the information or use thereof. Please cross-check all the Information before use and avoid using it to make any investment decision, unless on the recommendation of a professional financial advisor. Past performance is not a guarantee for future results. Value and income yielded by investments may decrease or increase.

RISKS

The main risks from investments in the fund are as follows:
- Equity risk
- Risk of capital loss
- Currency risk
- Interest rate risk
- Credit risk
- Counter-party risk

For a detailed description of these risks, please refer to the Key Investor Information Documents and the chapter entitled "Main risks" in your UCI's prospectus. The chapter also describes other risks from investment in the fund.